

TAKYON NETWORKS PRIVATE LIMITED			
Regd. Office : CP-37, Viraj Khand - 4, Gomti Nagar, Lucknow-226010			
CIN : U72300UP2015PTC070649			
Balance Sheet As On 31st March, 2023			
		Amount in '000	
Particulars	Note No.	Figures as at the end of current reporting period	Figures as at the end of previous reporting Period
A EQUITY AND LIABILITIES			
1 Shareholders' Funds			
(a) Share Capital	1	35,100.00	35,100.00
(b) Reserves and Surplus	2	2,05,711.25	1,71,391.88
2 Non-Current Liabilities			
(a) Long-term Borrowings	3	47,564.35	24,625.94
3 Current Liabilities			
(a) Short Term Borrowings	4	1,38,799.65	28,528.31
(b) Trade Payables	5		
(A) total outstanding dues of micro enterprises and small enterprises		2,18,085.39	1,04,464.85
(B) total outstanding dues of Creditors other than micro enterprises and small enterprises			
(c) Other Current Liabilities	6	11,030.50	25,451.37
(d) Short-term Provisions	7	44,273.70	46,210.30
TOTAL		7,00,564.84	4,35,772.64
B ASSETS			
1 Non-Current Assets			
(a) (i) Property, Plant and Equipment	8	17,485.22	15,754.47
(ii) Intangible assets		-	-
(b) Deferred Tax Assets	9	1,115.03	859.19
(c) Other Non Current Assets	10	62,333.40	60,621.03
(d) Investment	11	99.90	-
2 Current Assets			
(a) Inventories	12	1,56,096.15	25,267.86
(b) Trade Receivables	13	3,21,337.49	1,87,971.37
(c) Cash and cash equivalents	14	2,882.21	29,761.87
(d) Short-term Loans and Advance	15	13,820.37	12,994.66
(e) Other Current Assets	16	1,25,395.08	1,02,542.19
TOTAL		7,00,564.84	4,35,772.64


NOTES TO ACCOUNTS

24

Notes referred to above form an integral part of Balance Sheet

This is the Balance Sheet referred to in our Report of even date.

For Shaileendra Vishnu & Co.
Chartered Accountants



(CA Priya Shukla)
Partner

Membership No.: 453983
Firm Reg.No.: 009832C
Place: Lucknow
Date: 22.08.2023



For Takyon Networks Pvt. Ltd. For Takyon Networks Pvt. Ltd.


Manish Kumar Sharma
(DIRECTOR)
DIN - 01397817


Neeraj Kumar
(DIRECTOR)
DIN: 01397836

TAKYON NETWORKS PRIVATE LIMITED

Regd. Office : CP-37, Viraj Khand - 4, Gomti Nagar, Lucknow-226010

CIN : U72300UP2015PTC070649

STATEMENT OF PROFIT AND LOSS ACCOUNT FOR THE YEAR ENDED 31st MARCH 2023

Particulars	Note No.	Amount in '000	
		Figures for the current reporting period	Figures for the previous reporting period
I Revenue from operations (gross)	17	6,52,062.79	5,90,555.97
II Other Income	18	7,288.58	2,296.77
III Total Income (I+II)		6,59,351.37	5,92,852.74
IV Expenses			
(a) Purchase of Stock-in Trade	19	5,02,756.06	3,32,152.46
(c) Changes in Inventories of finished goods, work-in-progress and stock in-trade	20	(1,30,828.29)	341.37
(d) Employee benefits expenses	21	1,47,246.88	1,32,580.32
(e) Finance costs	22	13,535.79	11,619.29
(f) Depreciation and amortisation expenses		3,043.05	2,451.02
(g) Other expenses	23	74,053.56	65,390.80
Total Expenses		6,09,807.05	5,44,535.25
V Profit before exceptional and extraordinary item and tax		49,544.32	48,317.48
VI Exceptional Items		-	-
VII Profit before extraordinary item and tax		49,544.32	48,317.49
VIII Extraordinary Items		-	-
IX Profit before Tax		49,544.32	48,317.49
X Tax Expense:			
(a) Current tax expense		14,691.46	13,394.57
(b) Deferred tax		255.84	247.73
		14,435.61	13,146.84
XI Profit / (Loss) for the period from continuing operations		35,108.70	35,170.65
XII Profit / (Loss) from discontinuing operations		-	-
XIII Tax from discontinuing operations		-	-
XIV Profit/ (Loss) from discontinuing operations		-	-
XV Profit (Loss) for the Period		35,108.70	35,170.65
XVI Earning per equity share:			
(1) Basic		10.00	10.02
(2) Diluted			

Notes referred to above form an integral part of Profit & Loss Statement

This is the Profit & Loss Statement referred to in our Report of even date.

For Shailendra Vishnu & Co.
Chartered Accountants

(CA Priya Shukla)


Partner

Membership No.: 453983

Firm Reg.No.: 009832C

Place: Lucknow

Date: 22.08.2023



For Takyon Networks Pvt. Ltd. For Takyon Networks Pvt. Ltd. For Takyon Networks Pvt. Ltd.

(Signature)

Director
Manish Kumar Sharma

(DIRECTOR)

DIN - 01397817

(Signature)

Director
Neeraj Kumar

(DIRECTOR)

DIN: 01397836

TAKYON NETWORKS PRIVATE LIMITED

NOTES ANNEXED TO AND FORMING PART OF THE BALANCE SHEET

Note -1. SHARE CAPITAL

Particulars	Figures as at the end of current reporting period		Figures as at the end of previous reporting Period	
	Number of shares	Amount in '000	Number of shares	Amount in '000
(a) Authorised 4500000 Equity shares of Rs.10/- each with voting rights	45,00,000.00	45,000.00	45,00,000.00	45,000.00
(b) Issued, Subscribed and Paid up 3510000 Equity shares of Rs.10 each with voting rights	35,10,000.00	35,100.00	35,10,000.00	35,100.00
Total	35,10,000.00	35,100.00	35,10,000.00	35,100.00

List of Shareholders holding more than 5% share capital

Name of Shareholders	As on 31.02.2023		As on 31.02.2021	
	No. of Shares	%	No. of Shares	%
Manish Kumar Sharma	1755000	50.00	1755000	50.00
Neeraj Kumar	1755000	50.00	1755000	50.00
TOTAL	35,10,000.00	100.00	3510000	100.00



Note 2 RESERVES AND SURPLUS

Amount in '000

Particulars	Figures as at the end of current reporting period	Figures as at the end of previous reporting Period
Opening balance	1,71,391.88	1,36,221.22
Add: Profit / (Loss) for the year	35,108.70	35,170.65
Income tax	789.33	-
Closing balance	2,05,711.25	1,71,391.88
Total	2,05,711.25	1,71,391.88

Note 3 LONG TERM BORROWINGS

Particulars	Figures as at the end of current reporting period	Figures as at the end of previous reporting Period
UNSECURED LOANS		
Loan from Director & Relatives	1,600.00	1,600.00
Loan from Bank /NBFCs	35,601.32	11,901.22
SECURED LOANS		
Secured loan	10,363.03	11,124.72
TOTAL	47,564.35	24,625.94

Note 4 SHORT TERM BORROWINGS

Particulars	Figures as at the end of current reporting period	Figures as at the end of previous reporting Period
SECURED LOANS		
CASH CREDIT	17,581.82	7,090.00
UNSECURED LOANS		
Short term Borrowing from NBFCs	77,632.62	15,901.26
Short Term maturities of Long Term debts	43,585.21	5,537.05
TOTAL	1,38,799.65	28,528.31

Note 6 OTHER CURRENT LIABILITIES

Particulars	Figures as at the end of current reporting period	Figures as at the end of previous reporting Period
Audit Fees Payable	-	-
Imprest Payable	3,174.79	1,738.61
Other Payable	400.27	257.88
Advance from Customer	538.01	538.01
Expenses Payable	6,917.44	22,916.87
Total	11,030.50	25,451.37

Note 7 SHORT TERM PROVISIONS

Particulars	Figures as at the end of current reporting period	Figures as at the end of previous reporting Period
(a) Provision for employee benefits		
Salary Payable, EPF, & ESIC	13,987.07	12,345.50
(b) Provision - for TAX		
Provision for Income Tax (Current Years)	14,691.46	13,394.57
TDS Payable	6,211.18	6,982.86
(c) Provision - Others		
GST Payable (Duties and Taxes)	9,383.99	13,487.37
Total	44,273.70	46,210.30



Note - 8

TAKYON NETWORKS PRIVATE LIMITED
STATEMENT OF PROPERTY, PLANT & EQUIPMENTS AS ON 31 ST MARCH 2023

PARTICULARS	RATE OF DEPRECIATION	G R O S S B L O C K										N E T B L O C K	
		AS ON 01-04-2022	Date	Days	ADDITIONS Before 30.09.2022	ADDITIONS After 30.09.2022	SALE during the year	AS ON 31.3.2023	UP TO 01.04.2022	FOR THE YEAR	AS ON 31.03.2023	AS ON 31.03.2022	Amount in '000
Air Conditioner	19.00%	622.65			0.00		622.65	456.12	118.30	574.42	48.23	166.53	
Air Conditioner	19.00%	0.00	16-06-2022	289	58.14		58.14	0.00	8.75	8.75	49.40	0.00	
Battery	19.00%	17.73			0.00		17.73	15.16	2.57	17.73	0.00	2.57	
Computer	31.67%	14.40			0.00		14.40	14.40	0.00	14.40	0.00	0.00	
Cooler	19.00%	1.52			0.00		1.52	1.30	0.22	1.52	0.00	0.22	
Car Grand Nios	11.88%	708.64			0.00		708.64	147.84	84.19	232.03	476.61	580.79	
Car Mahindra XUV 300	11.88%	933.59			0.00		933.59	79.61	110.91	190.52	743.07	853.98	
Car Mahindra XUV 700	11.88%	1766.41			0.00		1766.41	45.42	209.85	255.27	1511.14	1720.99	
Electric boiler	11.88%	0.00		163	2820.74		2820.74	0.00	149.65	149.65	2671.09	0.00	
Euroclean	19.00%	2.22			0.00		2.22	1.89	0.32	2.22	0.00	0.32	
Furniture & fixture	19.00%	3.41			0.00		3.41	2.91	0.49	3.41	0.00	0.49	
Furniture & fixture	9.50%	962.61			0.00		962.61	336.51	91.45	427.96	534.65	626.10	
Furniture & fixture	9.50%	0.00	11-04-2022	355	29.00		29.00	0.00	2.68	2.68	26.32	0.00	
Furniture & fixture	9.50%	0.00	30-08-2022	214	97.49		97.49	0.00	5.43	5.43	92.06	0.00	
Furniture & fixture	9.50%	0.00	23-11-2022	129	5.55		5.55	0.00	0.19	0.19	5.37	0.00	
Furniture & fixture	9.50%	5.82			0.00		5.82	0.89	1.11	2.00	3.82	4.92	
Furniture & fixture	19.00%	0.00	01-07-2022	274	13.39		13.39	0.00	1.91	1.91	11.48	0.00	
Furniture & fixture	19.00%	0.00	01-06-2022	304	11.27		11.27	0.00	1.78	1.78	9.49	0.00	
Generator	19.00%	470.34			0.00		470.34	313.88	89.36	403.24	67.10	156.46	
Fire extinguisher	19.00%	40.16			0.00		40.16	24.77	0.00	24.77	0.00	15.39	
Fire extinguisher	19.00%	0.00	20-02-2023	40	30.54		30.54	0.00	0.64	0.64	29.90	0.00	
Hammer Drill Machine	19.00%	10.47			0.00		10.47	8.95	1.52	10.47	0.00	1.52	
Camera	19.00%	5.60			0.00		5.60	4.79	0.81	5.60	0.00	0.81	
Excide battery	19.00%	13.00			0.00		13.00	11.12	1.89	13.00	0.00	1.89	
Laptop Dell note book	31.67%	1036.29			0.00		1036.29	476.31	328.19	804.51	231.78	559.98	
Laptop Mini	31.67%	0.00			0.00		0.00	0.00	0.00	0.00	0.00	0.00	
Laptop Mini	31.67%	57.21		362	0.00		57.21	57.21	0.00	57.21	0.00	0.00	
Laptop Mini	31.67%	0.00	04-04-2022		77.20		77.20	0.00	24.25	24.25	52.95	0.00	
Laptop Mini	31.67%	0.00	15-05-2022	321	55.93		55.93	0.00	15.58	15.58	40.35	0.00	
Laptop Mini	31.67%	0.00	30-09-2022	183	748.01		748.01	0.00	118.77	118.77	629.23	0.00	



Inventor	31.67%	0.00	17-11-2022	135	78.69	78.69	0.00	9.22	9.22	69.48	0.00		
Mobile Nokia	19.00%	178.95	30-03-2023	2	13.10	13.10	0.00	0.01	0.01	13.09	0.00		
Printer	31.67%	15.63			0.00	0.00	15.63	0.00	15.63	0.00	0.00		
Printer	31.67%	17.85			0.00	0.00	15.67	2.18	17.85	0.00	2.18		
Printer	31.67%	14.66			0.00	0.00	14.66	4.64	6.11	8.55	13.20		
Refrigerator	19.00%	10.02			0.00	0.00	8.57	1.45	10.02	0.00	1.45		
samsung AC	19.00%	33.44			0.00	0.00	28.59	4.85	33.44	0.00	4.85		
Stabilizer	19.00%	33.57			0.00	0.00	22.00	6.38	28.38	5.19	11.57		
Tools	19.00%	6.83			0.00	0.00	5.84	0.99	6.83	0.00	0.99		
Water Purifire	19.00%	30.74			0.00	0.00	22.90	5.84	28.74	2.00	7.84		
Printer	31.67%	36.61			0.00	0.00	36.61	0.00	36.61	0.00	0.00		
Room Heater	19.00%	1.91			0.00	0.00	1.63	0.28	1.91	0.00	0.28		
Noids Property	0%	8560.80			300.00	300.00	0.00	0.00	0.00	8986.66	8560.80		
Office Building	19%	8359.33			0.00	0.00	5952.76	1588.27	7541.03	818.30	2406.57		
Microwave Oven	19.00%	14.00			0.00	0.00	0.41	2.66	3.07	10.93	13.59		
TOTAL		24,006.26			4,663.32	125.86	40.16	28,755.29	8,251.78	3,043.05	11,294.83	17,485.22	15,754.48



Note 9 DEFERRED TAX ASSETS

Amount in '000

Particulars	Figures as at the end of current reporting period	Figures as at the end of previous reporting Period
Balance at the beginning of the year	859.19	611.46
Add: Addition during the Year	255.84	247.73
Total	1,115.03	859.19

Note 10 Other Non Current Assets

Particulars	Figures as at the end of current reporting period	Figures as at the end of previous reporting Period
Fixed Deposit (FDR)	54,721.14	52,864.44
G) Security Hold	7,612.25	7,756.59
Total	62,333.40	60,621.03

Note:- FDRs are pledged as margin for Performance Bank Guarantee/Letter of Credit

Note 11 Investment

Particulars	Figures as at the end of current reporting period	Figures as at the end of previous reporting Period
Investment in Share	99.90	-
Total	99.90	-

Note 12 INVENTORIES

Particulars	Figures as at the end of current reporting period	Figures as at the end of previous reporting Period
Finished Goods	1,56,096.15	25,267.86
Total	1,56,096.15	25,267.86

Note 14 CASH AND CASH EQUIVALENTS

Particulars	Figures as at the end of current reporting period	Figures as at the end of previous reporting Period
A) Cash In Hand	776.58	318.76
B) Bank Balance	2,105.63	29,443.11
Total	2,882.21	29,761.87

Note 15 SHORT TERM LOANS AND ADVANCES

Particulars	Figures as at the end of current reporting period	Figures as at the end of previous reporting Period
Advances to Suppliers	4,447.35	-
TDS Receivable P.Y	983.12	954.69
TDS Receivable F.Y 2022-23	8,150.08	12,039.97
TCS Receivable F.Y 2022-23	239.82	-
Total	13,820.37	12,994.66



Note 16 OTHER CURRENT ASSETS

Particulars	Figures as at the end of current reporting period	Figures as at the end of previous reporting Period
A) Preliminary exps. w/off	-	51.88
Less: Written Off	-	51.88
B) Accrued Interest	4,563.53	2,697.07
C) Loans and Advance to Staff	177.53	1,529.53
D) Other Loans and Advances	7,096.23	7,023.52
E) Retention	73,471.87	64,582.80
F) Tender Fee (Refundable)	-	64.17
G) Deffered Revenue Exps (Licence)^	16,941.98	16,465.71
H) EMD	7,900.70	6,266.91
I) Prepaid Expenses	6,416.14	-
J) Demand Draft	8,827.09	3,912.47
Total	125,395.08	102,542.19



Note 5 TRADE PAYABLES

Figures For the Current Reporting Period

Particulars	Outstanding for following periods from due date of payment				Amount in '000
	Less than 1 Year	1-2 Years	2-3 Years	More than 3 Years	Total
MSME	2,18,085.39	-	-	-	2,18,085.39
Others	-	-	-	-	-
Dispute dues-MSME	-	-	-	-	-
Dispute dues	-	-	-	-	-
Others	-	-	-	-	-
Total					2,18,085.39

Note 6.1 : Steps have been taken to identify the suppliers who qualify under the definition of micro and small enterprises, as defined under the Micro, Small and Medium Enterprises Development Act 2006. Since no intimation has been received from the suppliers regarding their status under the said Act as at 31st March 2021, disclosures relating to amounts unpaid as at the year end, if any, have not been furnished. In the opinion of the management, the impact of interest, if any, that may be payable in accordance with the provisions of the Act, is not expected to be material.

Figures For Previous Reporting Period

Particulars	Outstanding for following periods from due date of payment				Total
	Less than 1 Year	1-2 Years	2-3 Years	More than 3 Years	
MSME	-	-	-	-	-
Others	87,828.79	1,871.76	14,764.29	-	1,04,464.85
Dispute dues-MSME	-	-	-	-	-
Dispute dues	-	-	-	-	-
Others	-	-	-	-	-
Total					1,04,464.85


Note 13 TRADE RECEIVABLES

Figures For the Current Reporting Period

Particulars	Outstanding for following periods from due date of payment					Total
	Less than 6 Months	6 Months - 1 Year	1-2 Years	2-3 Years	More than 3 Years	
Undisputed Trade Receivables- Considered Goods	3,21,337.49	-	-	-	-	3,21,337.49
Undisputed Trade Receivables- Considered Doubtful	-	-	-	-	-	-
Disputed Trade Receivables- Considered Goods	-	-	-	-	-	-
Disputed Trade Receivables- Considered Doubtful	-	-	-	-	-	-
Others	-	-	-	-	-	-

Figures For Previous Reporting Period

Particulars	Outstanding for following periods from due date of payment					Total
	Less than 6 Months	6 Months - 1 Year	1-2 Years	2-3 Years	More than 3 Years	
Undisputed Trade Receivables- Considered Goods	173513.79	6,595.43	7,862.16	-	-	1,87,971.37
Undisputed Trade Receivables- Considered Doubtful	-	-	-	-	-	-
Disputed Trade Receivables- Considered Goods	-	-	-	-	-	-
Disputed Trade Receivables- Considered Doubtful	-	-	-	-	-	-
Others	-	-	-	-	-	-



Note 17 REVENUE FROM OPERATIONS

Amount in '000

Particulars	Figures for the current reporting period	Figures for the previous reporting period
Sale of Services	274612.19	3,55,604.18
Sale of Goods	377450.60	2,34,951.79
Total - Sales	6,52,062.79	5,90,555.97

Note 18 OTHER INCOME

Particulars	Figures for the current reporting period	Figures for the previous reporting period
Other Income	0.00	21.27007
other interest	17.12	0.00
Discount	3.71	4.36
Interest on FDR	2688.10	2271.14
Creditors written back	4,579.65	
Total	7,288.58	2,296.77

Note 19 Purchase of Stock-in Trade

Particulars	Figures for the current reporting period	Figures for the previous reporting period
Purchases	5,02,756.06	3,32,152.46
Total Purchases	5,02,756.06	3,32,152.46

Note 20 CHANGE IN INVENTORIES

Particulars	Figures for the current reporting period	Figures for the previous reporting period
Opening Balances of Stock in Trade:	25,267.86	25609.22
	25,267.86	25,609.22
Closing Balances of Stock in Trade:	156096.15	25267.86
	1,56,096.15	25,267.86
Net (increase) / decrease	(1,30,828.29)	341.37

Note 21 EMPLOYEE BENEFIT EXPENSES

Particulars	Figures for the current reporting period	Figures for the previous reporting period
Salaries and wages	147246.88	126445.82
Incentive	0.00	6134.50
Total	1,47,246.88	1,32,580.32



Note 22 FINANCE COST

Amount in '000

Particulars	Figures for the current reporting period	Figures for the previous reporting period
Interest on Unsecured loan	9872.09	8767.42
Bank Interest	3663.70	2851.87
Total	13,535.79	11,619.29

Note 23 OTHER EXPENSES

Particulars	Figures for the current reporting period	Figures for the previous reporting period
Power & Fuel	102.82	57.03
Freight Inward	2437.30	1788.02
Audit Fees	100.00	100.00
Business promotional Expenses	723.42	1082.07
Bank Charges	5182.18	2829.28
Other Expenses	11.25	61.37
Priliminary Expenses W/off	0.00	51.88
Commission Expenses	1860.00	3352.70
Conveyence Expenses	7315.35	4295.50
Covid Expenses	0.00	107.17
Deducted by Party	1463.57	7380.29
Electricity Expenses	898.47	718.62
Site Expenses	8165.71	5867.17
Fees & Taxes	1604.78	1685.98
Insurance	4635.65	2872.08
Labour Chrages	0.00	10.95
Licence	4323.73	4323.73
Legal Expenses	281.20	210.74
Office Expenses	2442.99	826.33
Office Rent	4554.00	4393.12
Printing and Stationery	393.70	438.44
Professional Fees & Consultancy charges	11680.47	7995.00
Postage & Courier	20.22	435.16
Staff Welfare	820.90	321.42
Security Guard Expenses	395.01	415.31
Repair & Maintenance	1200.74	317.49
Telephone & Mobile Expenses	459.28	334.95
Tender Fees	269.25	1788.93
Discount	9.11	92.83
Tour & Travels	9115.54	5750.56
Bad Debts	395.53	3917.05
Meeting & Confrencing Expenses	1191.38	1569.62
Advetiesment & Publicity	2000.00	0.00
Total	74,053.56	65,390.80



TAKYON NETWORKS PRIVATE LIMITED
Statement of Cash Flows
For the Years Ending March 31, 2022 and March 31, 2023

	2023	2022
Cash Flows from Operating Activities		
Net Income	35,108.70	35,170.65
Add: Expenses Not Requiring Cash:		
Depreciation	3,043.05	2,451.02
Income Tax	-	-
Short provision of Income Tax	(789.33)	-
Other	-	-
	<u>2,253.72</u>	<u>2,451.02</u>
Add:- Decrease in Current Assets :-		
Trade receivables	-	-
Short-term loans and advances	-	3,541.49
Other Current Assets	-	-
	-	3,541.49
Less :- Increase in Current Assets :-		
Inventories	130,828.29	(341.37)
Short-term loans and advances	825.71	-
Trade receivable	133,366.11	20,331.86
Deferred Tax Asset	255.84	247.73
Other current assets	22,852.89	660.78
	<u>288,128.84</u>	<u>20,899.00</u>
Add:- Increase in Current Liability :		
Short Term Borrowings	110,271.35	(26,557.97)
Trade payables	113,620.55	30,568.31
Other current liabilities	-	(8,556.14)
Short-term provisions	-	2,502.38
	<u>223,891.89</u>	<u>(2,043.42)</u>
Less;- Decrease in Current Liabilities-		
Trade payables	-	-
Short Term Provision	1,936.60	-
Other current liabilities	14,420.88	-
	<u>16,357.47</u>	<u>-</u>
Net Cash from Operating Activities	<u>(43,232.00)</u>	<u>18,220.75</u>
Cash Flows from Investing Activities		
Add:- Sale of Fixed Assets	15.37	-
Less:- Purchase of New Equipment	4,789.18	3,150.73
Less:- Investments Increased	1,812.27	24,797.38
Net Cash Used for Investing Activities	<u>(6,586.08)</u>	<u>(27,948.11)</u>
Add Share Capital	-	-
Add Long-term borrowings	22,938.41	2,443.61
Less:- Long-term borrowings	-	-
Net Cash from Financing Activities	<u>22,938.41</u>	<u>2,443.61</u>
NET INCREASE/(DECREASE) IN CASH	<u>(26,879.67)</u>	<u>(7,283.76)</u>
CASH, & CASH EQUIVALENT AT THE BEGINNING OF YEAR	<u>29,761.88</u>	<u>37,045.64</u>
CASH, & CASH EQUIVALENT AT THE END OF YEAR	<u>2,882.21</u>	<u>29,761.88</u>

For Shailendra Vishnu & Co.
Chartered Accountants

(CA Priya Shukla)
Partner

Membership No.: 453983

Firm Reg.No.: 009832C

Place: Lucknow

Date: 22.08.2023

UDIN: 23453983BGTQER1895



For Takyon Networks Pvt. Ltd. For Takyon Networks Pvt. Ltd.
For Takyon Networks Pvt. Ltd.

Manish Kumar Sharma
(DIRECTOR)
DIN - 01397817

Neeraj Kumar
Director
Neeraj Kumar
(DIRECTOR)
DIN: 01397836